





Remote Earnest Money Deposits Safely and Securely through **ZOCCAM**[®]

Here's how!




①  Download ZOCCAM from the App Store or Google Play.


 


②  Sign up or Sign in to the app.


③  Choose Earnest Money.

④  Choose **Old Republic Title** as your title company of choice.

⑤  Select the branch you want the funds sent to.

⑥  Enter all necessary information: Property Address, Check Amount, Buyer & Seller Contact Information, email.

⑦  Write the escrow number on the check before capturing.

⑧  Capture the front and back of your check. Use a dark flat surface that is well lit to provide the best image of the check.



Shyla Ayau
Account Executive
sayau@ortc.com
T: 808.742.1494
3176 Poipu Road, Suite 3
Koloa, HI 96756
oldrepublictitle.com/Hawaii

Funds will be delivered to the title company electronically and email notifications will be sent to all parties involved in the transaction through Zoccam's notification system.