




Make Earnest Money and Option Fee Deposits Remotely and Safely through **ZOCCAM**.

Here's how!


HOUSTON


Fees may apply.

①  Download ZOCCAM from the App Store or Google Play.


 


②  Sign up or Login in to the ZOCCAM App.


③  Choose Earnest Money from the list of choices.

④  Select either Earnest Money or Earnest Money/Option Fee*.


*Earnest Money/Option Fee available in Texas only.


⑤  Choose Old Republic Title as your title company of choice.

⑥  Select the branch you want the funds sent to.

⑦  Enter all necessary information: Property Address, Check Amount, Buyer & Seller Contact Information, email.

⑧  Select capture.

⑨  Capture the front and back of your check. Use a dark flat surface that is well lit to provide the best image of the check.

⑩  Funds will be delivered to the title company electronically. Email notifications will be sent to all parties involved in the transaction.